

MINISTERUL EDUCAȚIEI NAȚIONALE

Elena Sticlea

Cristina Mircea

# COMUNICARE ÎN LIMBA MODERNĂ ENGLEZĂ

clasa a II-a



 **Booklet**

București, 2019



### UNIT 1. HELLO, EVERYBODY!.....9

Greetings • Numbers 1-10 • Introducing a person: name and age

1.1. 1.3. 2.1. 2.2. 2.3. 3.1.

### UNIT 2. WELCOME TO RAINBOW SCHOOL! .....17

School objects • Asking (WHERE) and pointing the place: on, in, under • Colours • Commands

1.1. 1.2. 1.3. 2.1. 2.4. 4.1.

### UNIT 3. MY FAMILY .....25

Greetings • Family members, Numbers, Opposites: happy/ sad, beautiful/ ugly etc.

1.1. 1.3. 2.1. 2.2. 3.1. 4.1.

### UNIT 4. MY HOUSE .....33

Rooms • Objects of furniture • Asking (WHERE) and pointing the place: on, in, under • Expressing actions

1.2. 1.3. 2.1. 2.4. 3.1.

### UNIT 5. MY FAVOURITE TOY .....41

Toys • Opposites: tall/ short, fat/ slim • Colours • Shapes

1.2. 1.3. 2.1. 2.2. 2.3. 2.4. 4.1.

### UNIT 6. MY BEAUTIFUL HAIR.....49

Human body • Opposites • Commands

1.1. 1.3. 2.2. 3.1.

### UNIT 7. AT THE FARM.....57

Domestic animals • Opposites • Colours • Counting animals • Position of objects in space • Expressing actions

1.1. 1.2. 1.3. 2.1. 2.4. 3.1. 4.1.

### UNIT 8. AT THE ZOO .....65

Wild animals • Activities • Expressing abilities • Giving short answers to questions: Where is/are? What's your favourite animal?

1.1. 1.3. 2.1. 2.4. 3.1.

### UNIT 9. IN TOWN.....73

Names of places in town • Position of buildings in town • Giving short answers: the toy shop is ...

1.1. 1.2. 1.3. 2.1. 2.3. 4.1.

### UNIT 10. I GET TO SCHOOL BY BUS.....81

Toys • Numbers 1-10 • Means of transport

1.1. 1.2. 1.3. 2.1. 2.3. 2.4.

3.1. 4.1.

### UNIT 11. A DAY IN THE GARDEN .....89

Leisure activities • Family members • Asking and giving short answers • Expressing abilities • Expressing actions

1.1. 1.3. 2.1. 2.3. 2.4.

3.1. 4.1.

### UNIT 12. FUN ACTIVITIES.....97

Fun activities • Moments of the day • Expressing actions

1.1. 1.3. 2.1. 2.4. 3.1. 4.1.

### FINAL REVISION 1 .....105

### FINAL REVISION 2 .....108

### PROJECTS .....111

### TAPESCRIPTS .....116



**1 Look, listen and point:**

**Christie:** Hello, everybody!  
I'm Christie.

**Tommy:** I'm Tommy. This is Jenny.

**Christie:** Nice to meet you.

**Tommy, Jenny:** Bye!

**2 Look again. Say the names of the children:**



### 1 Match the pictures to the words:



1 Goodbye!

2 Nice to meet you!

3 This is Ben.

4 Hello!

5 I'm Lisa.



### 2 Write the correct word:

~~meet~~ is am nice your

1 Nice to **meet** you.

2 What's \_\_\_\_\_ name?

3 I \_\_\_\_\_ Christie.

4 This \_\_\_\_\_ Jenny.

5 \_\_\_\_\_ to meet you.

### 3 Talk to your friend:

**Example:** Nice to meet you.  
What's your name?  
I am Christie.





### 1 Look, listen and point:



**Christie:** It's my birthday today.

**Jenny:** How old are you?

**Christie:** I'm 8 today.

**Jenny:** Happy birthday!


**Christie:** How old are you?

**Jenny:** I'm 9.

**Christie:** Great!

**Tommy:** Wow, look!

**Blip Blop:** Hello! I'm Blip Blop.



### 2 Listen again. Say and write:



Christie is \_\_\_\_\_ years old.



**1 Count from 1 to 10! Write the missing numbers:**

1 \_ \_ 4 \_ 6 \_ 8 \_ 10

**2 Match the words to the numbers:**



three

eight

seven

nine

four

4

9

3

8

7

**3 Look and say:**



**Example:**

**You:** How old are you, Mike?

**Mike:** I'm three.



## 4 Fill in the missing numbers. Then, say the words:

1 2 \_ 4 \_ 6 \_ \_ 9 10

7 \_ 5 \_ 3 \_ \_

\_ 2 \_ 4 \_ \_ 7 \_ \_ 10

## 5 Write the numbers in the boxes:






















## 6 Write the missing words:

**Example:**  $5 + 3 = 8$

Five and three is eight.

**1**  $2 + 4 = 6$

Two and \_ is six.

**2**  $5 + 4 = 9$

\_ and four is nine.

**3**  $1 + 9 = 10$

\_ and nine is ten.

**4**  $2 + 8 = 10$

\_ and eight is ten.

**5**  $3 + 7 = 10$

Three and \_ is ten.



### 1 Let's sing!



One little, two little, three little candles  
Four little, five little, six little candles  
Seven little, eight little, nine little candles  
Ten little candles on my cake!


Ten little, nine little, eight little candles  
Seven little, six little, five little candles  
Four little, three little, two little candles  
One little candle on my cake!



### 2 Make a "Happy Birthday" card:



HAPPY BIRTHDAY!





## 3 Put the lines of the song in order:

One little candle on my cake!

Four little, three little, two little candles,

Seven little, six little, five little candles,

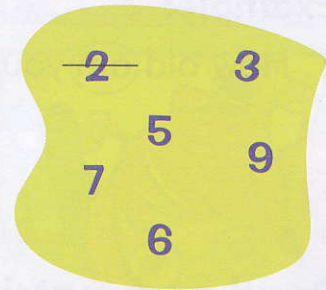
Ten little, nine little, eight little candles,



## 4 Play with your friend:

**Example:** Simon says... **Draw 2 candles.**

- You draw 2 candles.



## 5 Fill in the missing number. Then, say the sum:

$$7 + \underline{\quad} = 9$$

$$\underline{\quad} + 4 = 10$$

$$4 + \underline{\quad} = 5$$

$$\underline{\quad} + 3 = 5$$

$$3 + \underline{\quad} = 8$$

## 6 Tongue twister!





### 1 Fill in the missing letters:

1 e i g h t

2 s \_ x

3 t \_ \_ e \_

4 s \_ v \_ \_

5 f \_ \_ \_

### 2 Circle the mistakes:

#### Example:

1. How old am you?

2. I are three.

3. This are Ben.

4. How old is you?

5. It's my birthday yesterday.

### 3 Read and match:



1 A: Hello!

B: Hello!

2 A: This is Jason.

B: \_\_\_\_\_

3 A: It's my birthday today!

B: \_\_\_\_\_

4 A: How old are you?

B: \_\_\_\_\_

5 A: Goodbye, everyone!

B: \_\_\_\_\_

~~Hello!~~

Goodbye!

Nice to meet you.

I'm ten.

Happy birthday!

How I think I'm doing:


☐

☐

☐